

Lista zmian przepisów Karabin IPSC 2023.

CHAPTER 1: Course Design

1.2.1.1 Short Courses – Must not require more than 5 rounds to complete for Manual Action **Bolt** Divisions, and 10 rounds for **Manual Action Contemporary and** Semi Auto Divisions. If 2 hits per paper target are required, the number of rounds is increased to 10.

1.2.1.6 The recommended balance for a **Level III or higher** IPSC Rifle match with regards to target distance is: ~~30%~~ **40%** of all targets to be less than 60 meters, ~~50%~~ **40%** to be between 60 and 150 meters and 20% to be between 150 and 300 meters.

1.2.1.7 The maximum target distance for IPSC Mini Targets used in IPSC Rifle matches is 200 meters.

1.2.1.8 In order to help develop IPSC Rifle matches in Regions that currently do not have long distance ranges and find it difficult to comply with the recommended balance set out in Rule 1.2.1.6 above, an interested Region may apply once to the IPSC Executive Council for consent to run Level III matches in the Region. If granted, such consent will last for a period of one year from the date of the grant.

1.2.1.9 IPSC Micro Targets can only be used to simulate IPSC Targets placed at 150 to 300 meters when the range does not allow targets to be placed at such distances. If IPSC Micro Targets are used under such circumstances, Rule 1.2.1.8 will apply.


1.2.1.10 The target distance for IPSC Micro Targets used in IPSC Rifle matches is between 50 and 120 meters.

CHAPTER 4: Range Equipment

4.1.1.2 There are ~~two~~ **four** sizes of paper targets and ~~two sizes of~~ poppers approved for use in IPSC **Rifle** matches (see Appendices B and C). IPSC Mini Targets, **Micro Targets** and Mini Poppers are used to simulate IPSC Targets and Poppers placed at greater distances (see Rules 1.2.1.7 to 1.2.1.10). The following types and sizes of targets may be included together in the same target array:

- IPSC Targets and IPSC Poppers; or
- IPSC Mini Targets and IPSC Mini Poppers; or
- IPSC Micro Targets and IPSC Mini Poppers; or
- PSC Targets and IPSC Mini Poppers; or
- IPSC Mini Targets and IPSC Poppers; or
- Micro Targets and IPSC Poppers.

The following types and sizes of targets must not be included together in the same target array:



- IPSC Targets and IPSC Mini Targets; or
- IPSC Targets and IPSC Micro Targets; or
- IPSC Mini Targets and IPSC Micro Targets; or
- IPSC Poppers and IPSC Mini Poppers.

4.1.2 Scoring targets used in all IPSC matches must be of a single color, as follows:

4.1.2.1 The scoring area of the IPSC Target, ~~and~~ Mini Target and Micro Target must be tan colored, except where the Range Master deems that a lack of contrast with the surrounding area or background necessitates that a different color be used.

4.1.4.1 Cover provided to hide all or a portion of a target will be considered hard cover. When possible hard cover should not be simulated but constructed using impenetrable materials (see Rule 2.1.3). Whole paper targets must not be used solely as hard cover. Hard cover must not be in the shape of a whole IPSC target.

4.1.5 Declaring a single, intact target to represent two or more targets by use of tape, paint or any other means and/or attaching a Mini or Micro Target to a full size target is prohibited.

4.2.1 There are ~~three~~ four paper targets approved for use in IPSC Rifle matches (see Appendix B).

4.2.2 Paper targets must have scoring lines and 0.5 cm (Mini and Micro Targets 0.3 cm) non-scoring borders clearly marked on the front of the target. However, scoring lines and non-scoring borders should not be visible beyond a distance of 10 meters. The scoring zones reward power in IPSC matches.


4.2.2.1 The front of paper no-shoots must include a sufficiently distinguishable non-scoring border. In the absence of perforations or other suitable markings, the Range Master must ensure that all affected no-shoots have a replacement 0.5 cm (Mini and Micro Targets 0.3 cm) non-scoring border drawn or fitted thereon.

4.2.3.2 By physically cutting targets from edge to edge to remove the portion deemed to be hidden by hard cover. Such targets must be fitted with a replacement 0.5 cm (Mini and Micro Targets 0.3 cm) non-scoring border, which must extend the full width of the edge of the cut scoring area (see Rule 4.2.2);

CHAPTER 5: Competitor Equipment

5.1.8.1 The mounting or detaching of a magwell, barricade stop, ~~or~~ vertical front grip or a bipod is not considered a significant modification of a firearm.

5.1.12 ~~Combination guns offering an additional barrel, or barrels, that is not a conventional rifle barrel (e.g. a rifle and shotgun combination), are prohibited.~~ Rifles with more than one barrel are prohibited.



5.2.3 With the exception of a bipod and/or barricade stops, the use of ~~shooting sticks, sandbags, tripods and similar, or~~ any other stability improving device attached to the firearm by any means ~~of straps or tape~~, is prohibited.

CHAPTER 6: Match Structure

6.2.5.1 A competitor who fails to satisfy the equipment or other requirements of a declared Division after the Start Signal, will be placed in Semi Auto Open Division, if available, otherwise the competitor's scores will not be entered into match results. Competitors already registered in Semi Auto Open Division who fail to comply with the requirements of Semi Auto Open Division after the Start Signal will not have their scores entered into match results.

6.2.5.3 A competitor reclassified to Semi Auto Open Division under Rule 6.2.5.1 will thereafter be subject only to the provisions of Semi Auto Open Division but is required to continue using the same firearm and sights, unless Rule 5.1.7 applies.

6.4.2.1 The individual Division and/or Category assigned to a competitor determines his eligibility in respect of teams (e.g. a competitor individually in Standard Division cannot participate in an Open Division team). A female individually registered as "Lady" or "Lady Senior" cannot participate in a team based on age, or vice versa. A competitor individually registered in a Category may be a member of an overall team in the same Division.


CHAPTER 8: The Course of Fire

8.2.2 Unless specified in the written stage briefing, the competitor's stance prior to the commencement of the course of fire must be standing erect, with the rifle in the ready condition, held in both hands, stock touching the competitor at hip level, barrel parallel to the ground, trigger guard downwards, muzzle pointing downrange and with the fingers outside the trigger guard (see Appendix E1). This applies to all rifle ready conditions, unless otherwise specified in the written stage briefing.

CHAPTER 9: Scoring

9.1.6.1 Bullet strikes wholly within hard cover, and continues on to strike the scoring area of a scoring paper target or no-shoot, the hit on the paper target or no-shoot will not count for score or penalty, as the case may be. If it cannot be determined which hit(s) on the scoring area of a scoring paper target or no-shoot are the result of shots fired through hard cover, the scoring paper target or no-shoot will be scored by ignoring the applicable number of highest scoring hit(s).

9.5.1 Unless otherwise specified in the written stage briefing, scoring paper targets must be shot with a minimum of one round each, with the best two hits to score in Semi Auto and Manual Action



Contemporary Divisions and the best hit to score in Manual Action Bolt Divisions. Scoring metal targets must be shot with a minimum of one round each and must fall or otherwise react to score.

9.11.1 The official scoring programs for all Level IV or higher matches ~~is~~ are the latest versions of the Windows® Match Scoring System (WinMSS) and the IPSC ESS, unless another scoring program is approved by the IPSC President. For other level matches, no other scoring program can be used without the approval of the Regional Director of the host Region.

CHAPTER 10: Penalties and Disqualifications

10.5.1 Handling a rifle firearm at any time except when in a designated Safety Area, or elsewhere deemed safe by a Range Officer, or when under the supervision of, and in response to a direct command issued by, a Range Officer may invoke a disqualification. This does not apply to the carrying of rifles firearms where Rule 5.2.1 will apply. Violation of Rule 5.2.1 may invoke a disqualification.

10.5.6 Allowing the muzzle of a firearm to point at any part of another person’s body (e.g. Match Official or spectator) during a course of fire. A disqualification is not applicable if the problem is due to another person appearing downrange from the competitor during a course of fire, provided that the competitor complies with the provisions of Rule 8.6.5.

Glossary

Compensator A device fitted to the muzzle end of a barrel to counter muzzle rise (~~usually~~ by diverting away escaping gasses).

APPENDIX A2: IPSC Recognition

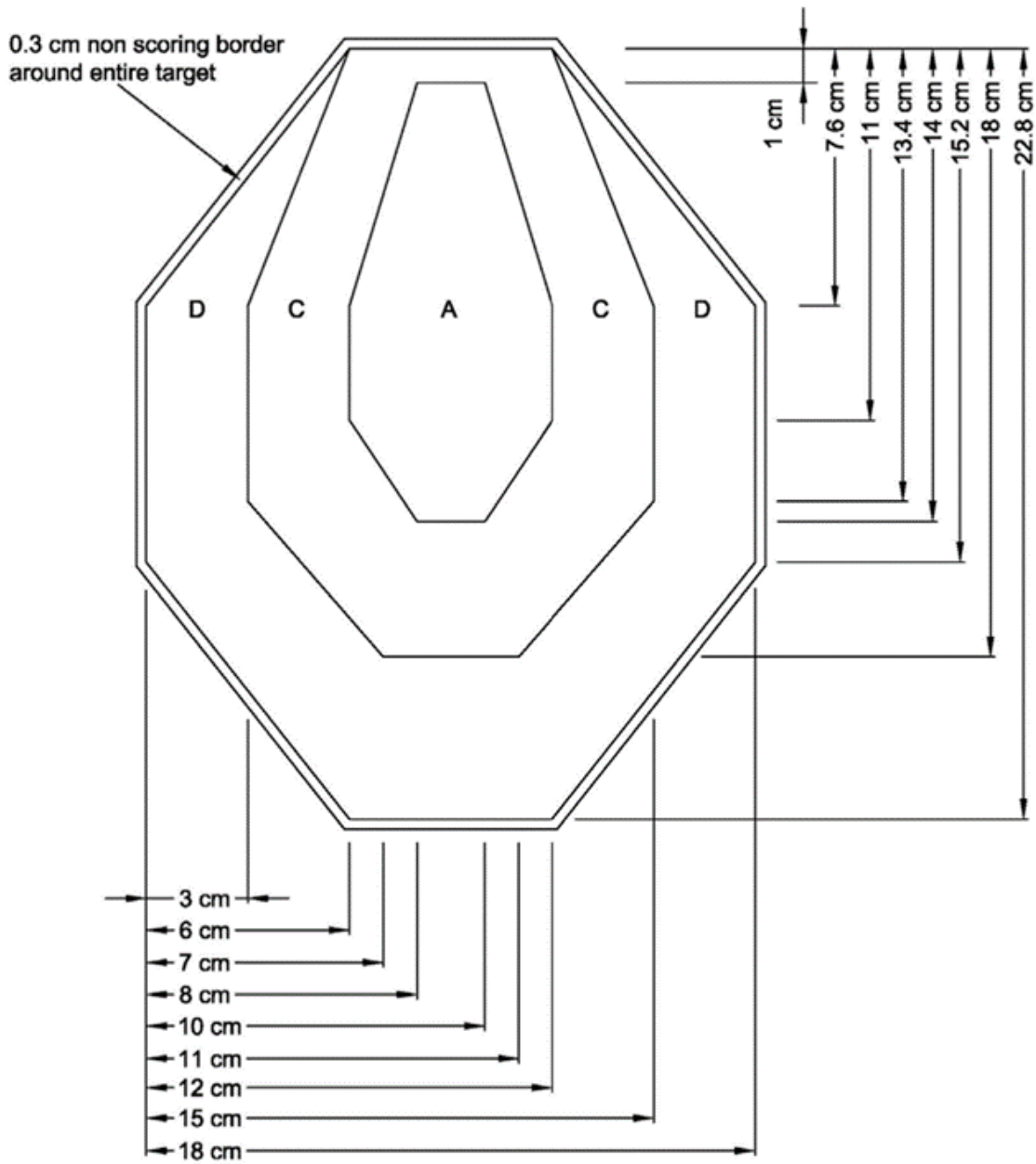
- Super Senior Competitors who are over the age of 60, but under the age of 70, on the first day of the match. A Super Senior has the option of electing to shoot in Senior Category, but not in both. If there are insufficient competitors for Super Senior Category to be recognized, all competitors registered in this Category will automatically be transferred to Senior Category.

- Grand Senior Competitors who are over the age of 70 on the first day of the match.


- Lady Senior Competitors of the female gender who are over the age of 50 on the first day of the match Regional teams by Division for Grand Senior Category.

- Regional teams by Division for Grand Senior Category.

APPENDIX B5: IPSC Micro Target




Scoring		
Major	Zone	Minor
<u>5</u>	<u>A</u>	5
<u>4</u>	<u>C</u>	3
<u>2</u>	<u>D</u>	1



APPENDIX D: Rifle Divisions

		Semi Auto Open	Semi Auto Standard	<u>Manual Action Contemporary</u>	Manual Action Open MAO Bolt MAB	Manual Action Standard MAS	Manual Action Lever Release MALR
		SAO	SAS	<u>MAC</u>			
1.	Minimum Power Factor for Major	320					
2.	Minimum Power Factor for Minor	150					
3.	Maximum ammunition capacity (maximum to be loaded)	Not applicable					
4.	Restriction on action type	Semi Auto	Semi Auto	<u>Manual</u>	<u>Manual Bolt</u>	Manual	Manual Lever Release
5.	Optical/electronic sights permitted	Yes	No	<u>Yes</u>	Yes	No	Yes
6.	Compensators, ports, sound and/or flash suppressors permitted	Yes	Maximum 30 x 90 mm	<u>Yes</u>	Yes	Maximum 30 x 90 mm	Yes
7.	The use of <u>a bipod</u> , <u>and</u> <u>barricade stops</u> <u>and</u> <u>similar</u> permitted	Yes	No	<u>Yes</u>	Yes	No	Yes
8.	Vertical front grip permitted, max length 152mm (6 inches) from the centerline of the barrel	Not applicable	Yes	<u>Not applicable</u>	Not applicable	Yes	Not applicable



Special conditions:

9. ~~A Manual Action type is defined as a firearm where extraction of a spent case is caused entirely by a competitor's physical manipulation. Rifles which operate fully or partially by way of gas, blowback or inertia do not qualify as Manual Action.~~

~~Manual Action Lever Release is defined as a firearm where extraction of a spent case, together with recocking the action, may be caused by way of gas, blowback or inertia, but which requires a competitor's physical manipulation of a release lever to manually prepare the firearm for a new discharge by chambering a new round.~~

~~Manual Action is defined as a firearm that can discharge a single round each time the trigger is pulled, but after discharging a round requires the competitor's physical action to manually prepare the firearm for a new discharge by extracting and ejecting the empty cartridge case, recocking the action and chambering a new round. If any of these steps are performed other than by the competitor's physical action, the firearm does not qualify as Manual Action. Firearms that do not qualify as Manual Action may be used in the Semi Auto Divisions subject to them complying with any applicable Division requirements.~~


~~Spring assisted chambering operations in Manual Action Contemporary Division is permitted, provided the energy conversion to the spring has been made by the competitor's physical action after the Start Signal.~~

~~Bolt Action is defined as a firearm in which the opening and closing of the breech is performed via the manual operation of the bolt by the competitor, using a handle directly attached to it.~~

10. ~~Only one bipod, with a maximum extended length of 90 cm (35.5 inches) from the centerline of the barrel, is permitted per course of fire. Bipods may be removed during a course of fire and changed between courses of fire.~~

Manual Action Contemporary Division

11. ~~This Division is under evaluation and, unless extended, it will expire on 31 December 2025.~~



APPENDIX E1: Diagram of Competitor Ready Condition

